

Safety Tip of the week

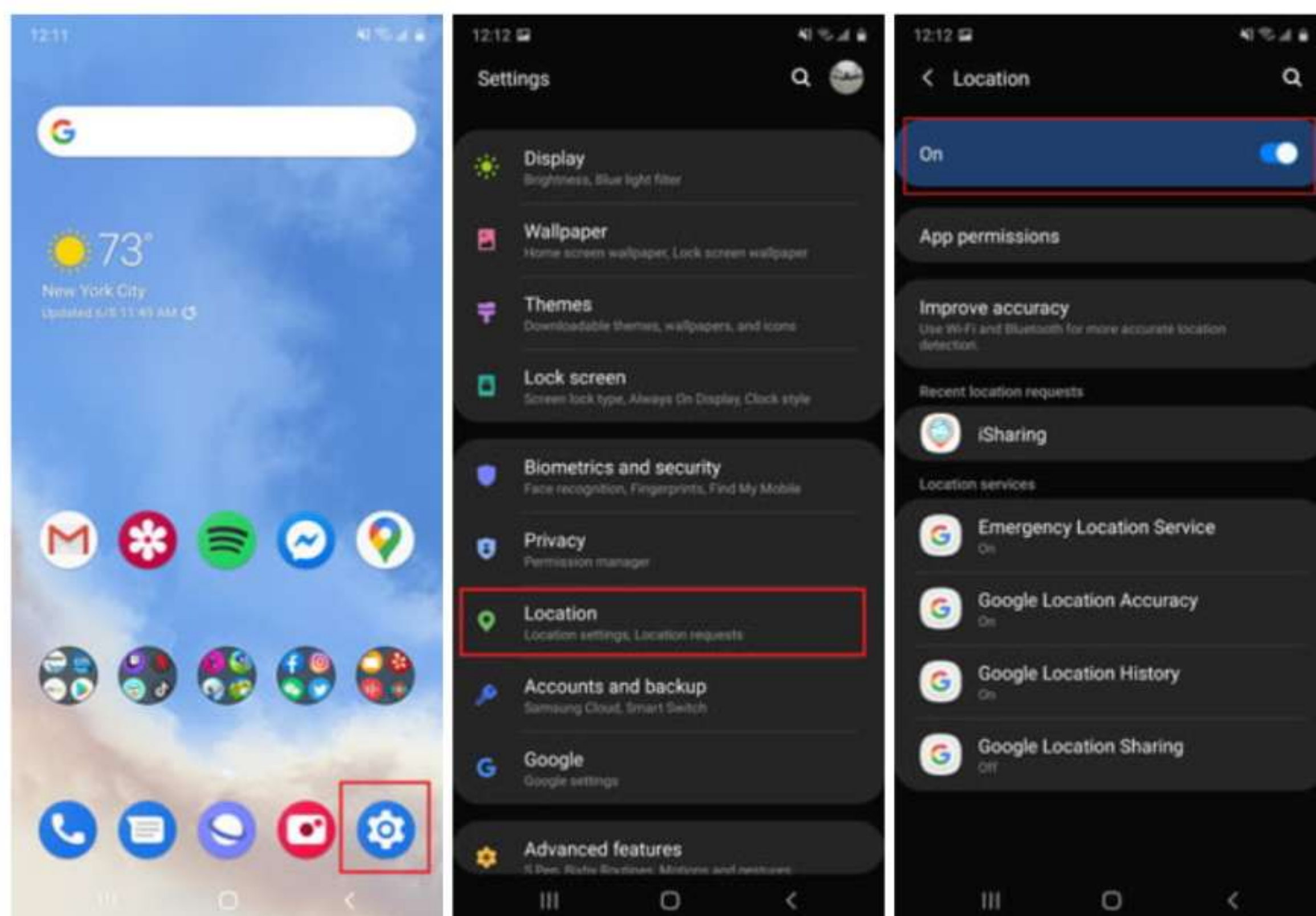
25/06/2021

Turning Location Off

Turn off Location on Android

How to disable location services on an Android phone

Due to the nature of Android versions and the variety of skins that manufacturers layer over the software, the following steps may vary based on which smartphone you own. However, the process should be similar enough to follow along. The pictures demo the [Samsung Galaxy S20 Plus](#) running [Android 10](#) under Samsung's OneUI skin.

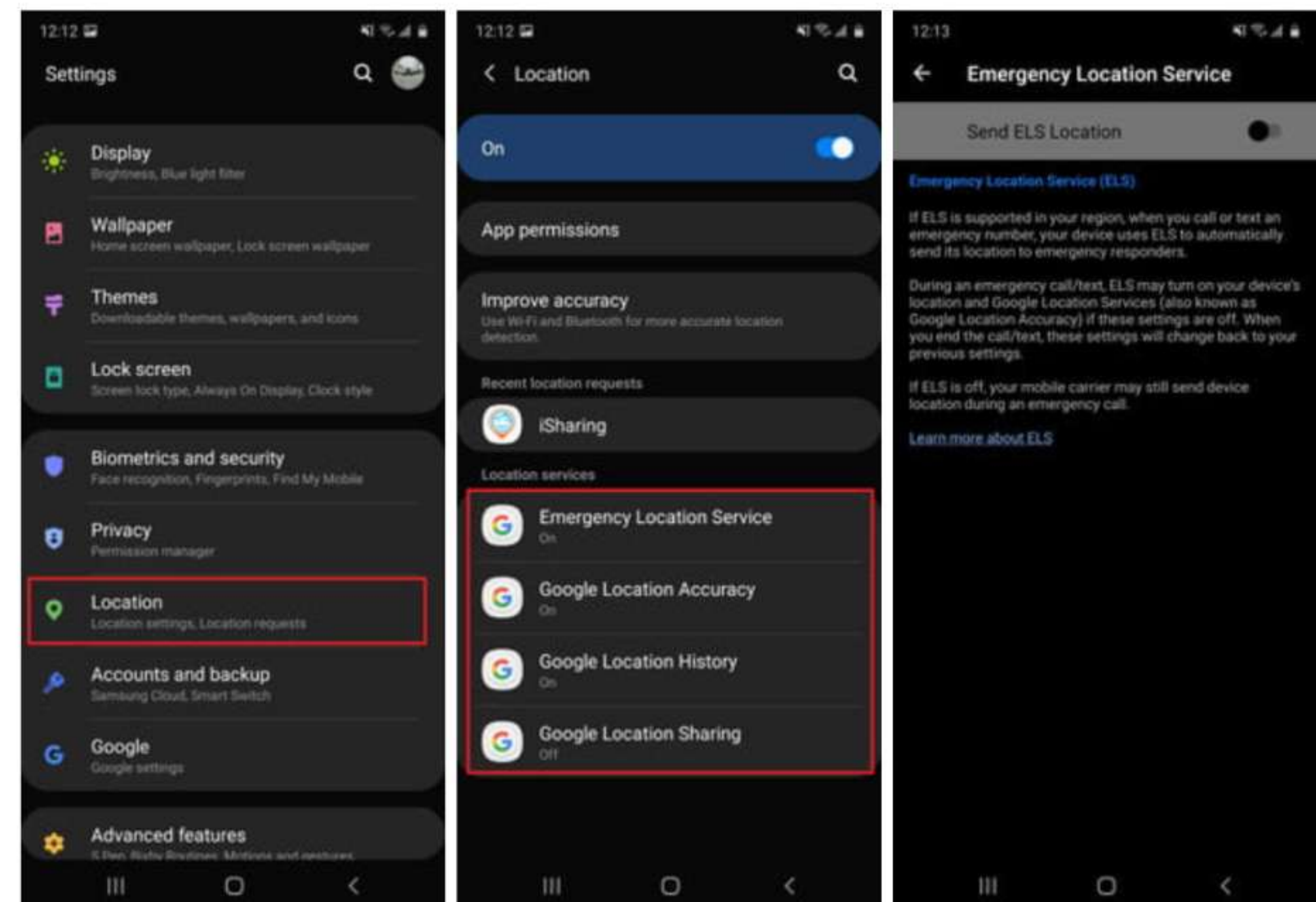


To disable location services on your Android device, you'll want to navigate to its location settings.

1. Open up your *Settings* by tapping on the gear icon on your home screen or app drawer.
2. Tap on the *Location* settings tab.
3. Switch the toggle to *Off* to disable location services.

How to disable Google location services

No matter what Android smartphone you have, there will be Google-specific location services operating in the background. Here's how to disable those as well.



1. Open up your *Location* settings to find *Emergency Location Service*, *Google Location Accuracy*, *Google Location History*, *Google Location Sharing*, and *Location in Search*.
2. If labeled *On*, tap on the service and toggle it off to disable it.

Turn off Location on Apple

How to disable location services on an iPhone

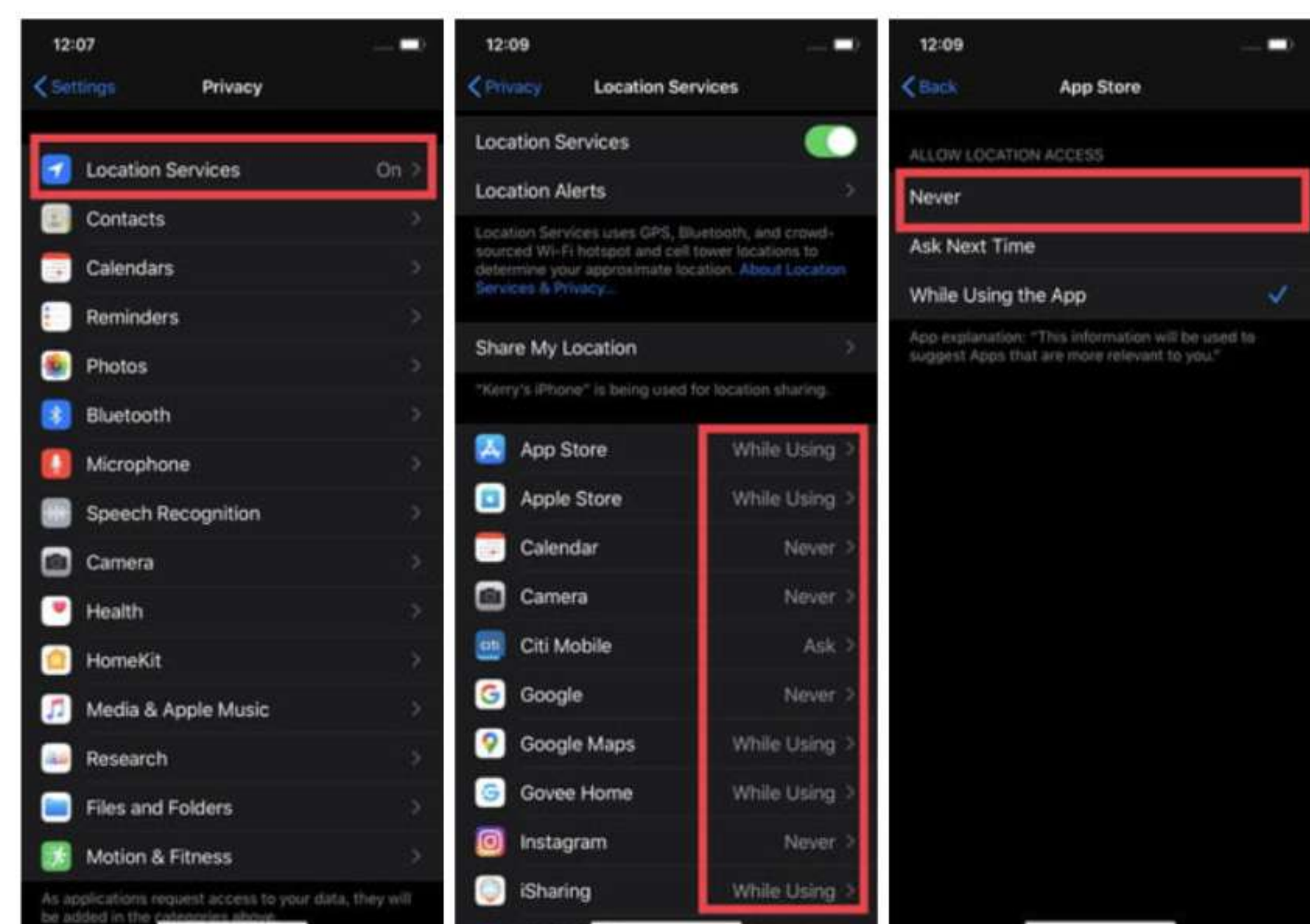
Disabling location services on an iPhone is a little more straightforward as iOS hasn't really changed its appearance and settings over the generations.



1. Open up the *Settings* icon on your home screen.
2. Scroll down and tap on *Privacy*.
3. Tap on *Location Services*.
4. Switch the *Location Services* toggle off to disable it.

How to disable location services for specific apps

To keep apps that rely on your location functioning, you'll want to disable location services for specific ones and not all.



1. Open up your *Location Services* settings to find a list of apps that may use location services.
2. Tap on the one you'd like to disable.
3. Check *Never* to ensure that the app can't access your location even when it's turned on. If you change your mind, check *While Using the App*.

